




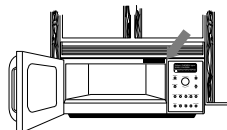
**Did you remember to:**

- **Include the serial number**
- **List the correct model number**
- **Include a copy of the invoice or sales receipt**
- **Sign the redemption certificate**
- **Do not remove the tag from the appliance**

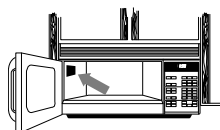
Sample model and serial number tag:



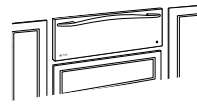
**How to locate the model and serial numbers on your appliance to get your rebate:**



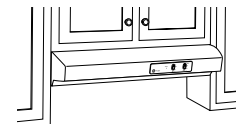
**Advantium® Ovens**  
Front edge (open door)



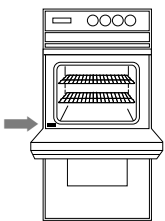
**Over-the-Range Microwave Ovens**  
Left wall (open door)



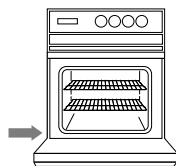
**Warming Drawers**  
Inside left wall.




**Vent Hoods**  
Inside left wall.




**Double Ovens**  
Lower left corner  
upper oven  
(open door)



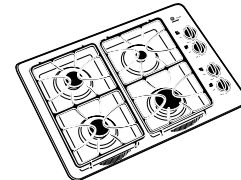
**Single Ovens**  
Lower left corner  
(open door)



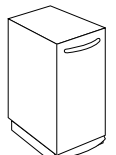
**Free-Standing Ranges**  
Lower left corner  
(open drawer/panel)



**Slide-in/Drop-in Ranges**  
Lower left corner  
(open door)



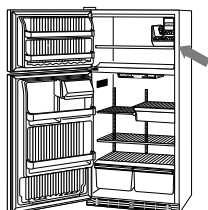
**Cooktops**  
Middle of underside




**Compactor**  
Left wall  
(open door)



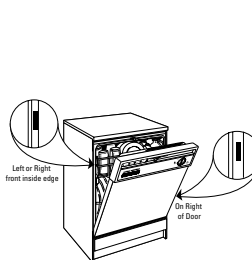
**Bottom-Freezer Refrigerators**  
Left wall in freezer  
(open drawer)




**Top-Freezer Refrigerators**  
Left wall  
(open door)




**Side-By-Side Refrigerator**  
Inside ceiling or bottom  
right corner (open door)



**Dishwashers**  
Left or right front inside  
edge or on right of door



**Washers**  
Right corner,  
open door



**Dryers**  
Right center,  
on back

Any questions on locating your model number and serial number, please call the GE Answer Center® at 800.626.2000